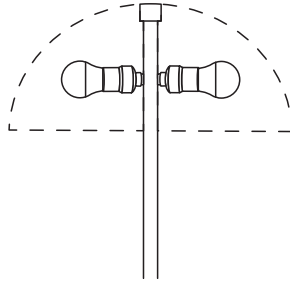


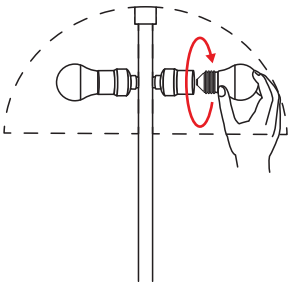
UMBRA
LÁMPARA DE MESA

1



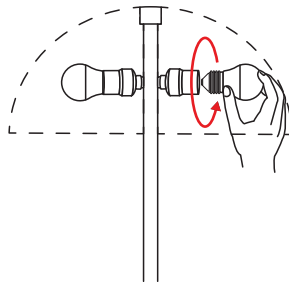
Localizar la bombilla dentro de la lámpara.

2




Remover la bombilla girandola en sentido contrario a las manecillas del reloj.

3



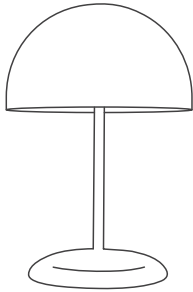
Colocar la nueva bombilla y girarla en sentido de las manecillas del reloj para fijar.

¡Advertencia!

 Antes de cambiar las bombillas, desconecta la lámpara de la corriente eléctrica.

NATURAL URBANO.

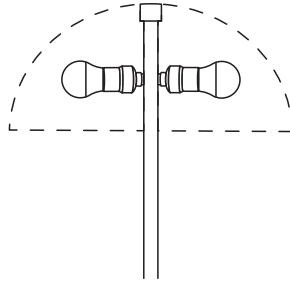
INSTALATION GUIDE / LIGHT BULB REPLACEMENT



UMBRA

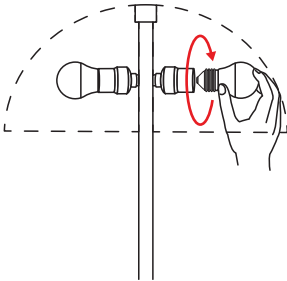
TABLE LAMP

1



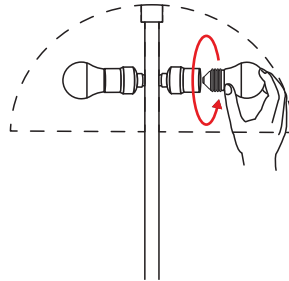
Locate the bulb inside the lamp.

2



Remove the bulb by turning it counterclockwise.

3



Place the new bulb and turn it clockwise to secure it.



Warning!

Switch off any active power before changing the light bulb.

NATURAL URBANO®