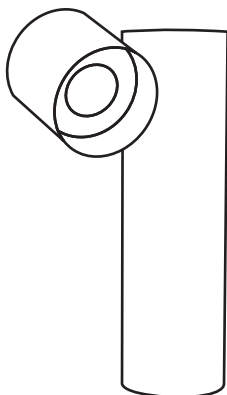


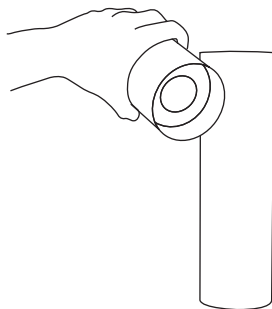
## INSTRUCTIVO / REEMPLAZO DE BOMBILLA



# PONG

LÁMPARA DE MESA

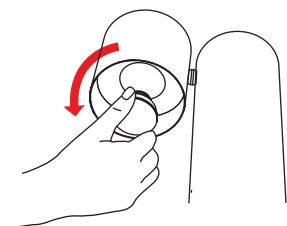
1



Gire la pantalla de la lámpara de tal forma que pueda acceder fácilmente al foco.

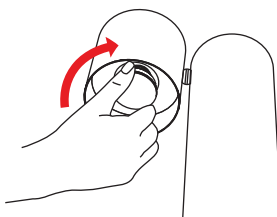
Cuidado: La pantalla NO gira en su totalidad.

2



Remueva el foco girándolo hacia la izquierda.

3



Coloque el foco nuevo (LED BULB: BASE E26) girándolo hacia la derecha.




**¡Advertencia!**

Antes de cambiar las bombillas, desconecta la lámpara de la corriente eléctrica.

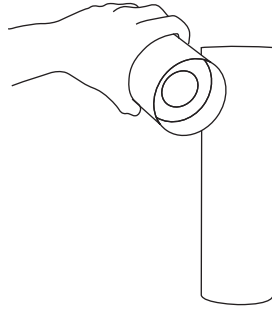
**NATURAL URBANO.**

## INSTALATION GUIDE / LIGHT BULB REPLACEMENT



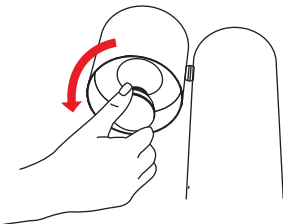
**PONG**  
TABLE LAMP

1



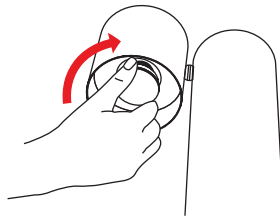
Position the lampshade in a way that you can easily access the bulb.  
**Warning:** The screen does NOT rotate fully.

2



Remove the bulb by turning it to the left.

3



Install the new bulb (LED BULB: BASE E26) by turning it to the right.



**Warning!**

Switch off any active power before changing the light bulb.

**NATURAL URBANO.**