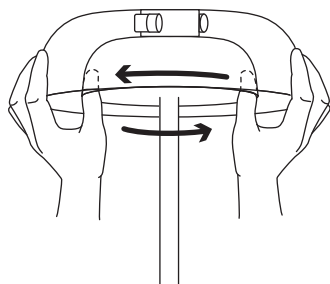


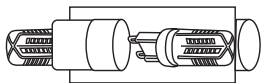
ENDU
LÁMPARA DE MESA

1



Girar la pieza superior
contra las manecillas del
reloj para separarla.

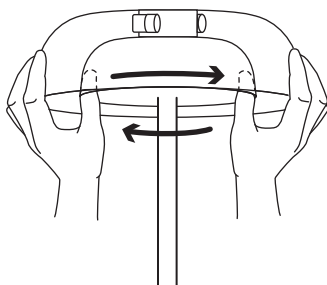
2



Colocar los focos (LED G9
64 SMD 3014) en la base
con los soquets.

Nota: Se requieren dos focos.

3




Colocar la pieza superior
y girar en sentido de las
manecillas del reloj para
fijar.



¡Advertencia!

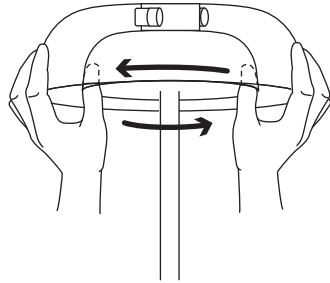
Antes de cambiar las bombillas, desconecta la
lámpara de la corriente eléctrica.

INSTALATION GUIDE / LIGHT BULB REPLACEMENT



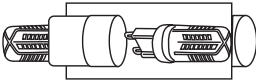
ENDU
TABLE LAMP

1



Turn the top piece clock-
wise to separate it.

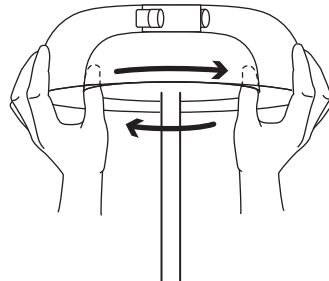
2



Place the bulbs (LED G9 64
SMD 3014) in the base with
the sockets.

Note: Two bulbs are required.

3



Place the top piece and
turn it clockwise to secure.



Warning!

Switch off any active power before
changing the light bulb.

NATURAL URBANO.